



# PowerMic 4 cleaning instructions

For Hygienic Working in Healthcare

## Contents

### 3 Introduction

- Hygienic working is now more important than ever
- Protection by Nuance

### 3 How the PowerMic 4 protects clinical staff through hygienic working

- Easy disinfection
- Smooth housing surface

### 4 Surface cleaning and disinfection

- Precautions
- Wet wipes
- Liquid disinfectants
- Other disinfectants



## Introduction

From radiation to infectious diseases, healthcare professionals have always been exposed to higher health risks than the regular office worker. With many factors out of the individuals' control, hospitals emphasise the importance of preventing infections through hygiene measures for hands and surfaces.

### **Hygienic working is now more important than ever**

The effective sterilisation of possibly contaminated tools and surfaces is at least equally as important as regular washing and sanitization of employees' hands. The World Health Organisation (WHO) identifies the use of "surfaces that can be easily decontaminated" as an important factor when determining the level of healthcare safety.

### **Protection by Nuance**

The Nuance PowerMic 4 comes with a housing, ideally suitable for the medical environment. The surface allows the efficient measures for disinfecting the device.

## How the PowerMic 4 protects clinical staff through hygienic working

### **Easy disinfection**

The entire PowerMic 4 can be cleaned and disinfected with antimicrobial cleaning agents which will not alter its unique properties.

We recommend dedicated cleaning cloths for the medical field, such as the Bacillol 30 wipes for example.

### **Smooth housing surface**

In addition, we have made the surface as smooth as possible to prevent germs and fungi from settling in the depressions of the surface. This allows the disinfectants to penetrate all areas of the surface and effectively combat the germs.

## Surface cleaning and disinfection

For surface cleaning and disinfection, please find below an overview of possible solutions.

### Precautions

- Please ensure that the device that it is completely disconnected from the PC before cleaning.
- During cleaning, please make sure that no liquid penetrates the device as this might lead to malfunction as long as the liquid has not evaporated.

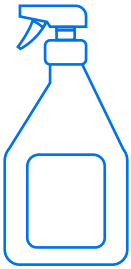


### Wet wipes

Ideally use the appropriate wet wipes, such as:




Bacillol Tissues	Bacillol Wipes	Mikrobac Tissues
		
<p>Bacillol® Tissues are ready-to-use disinfection wipes for rapid and convenient disinfection of alcohol-resistant surfaces and medical devices.</p>	<p>Bacillol® Wipes are suitable for rapid disinfection of alcohol-resistant surfaces and medical devices.</p>	<p>Mikrobac® Tissues are suitable for the convenient cleaning and disinfection of sensitive surfaces and medical devices.</p>

For more info visit Bode Chemie GmbH webpage: <http://www.bode-chemie.com/>



## Liquid disinfectants

Liquid disinfectants as mentioned below need to be applied to a cloth before cleaning.

Bacillol AF	Bacillol 30 Foam	Sterillium
		
<p>Alcohol-based rapid disinfectant with extensive spectrum of activity. Dries without leaving residue.</p>	<p>Bacillol® 30 Foam is well suited for the rapid disinfection of alcohol-sensitive surfaces such as displays, keyboards and control panels of portable and stationary devices.</p>	<p>For hygienic and surgical rub-in hand disinfection – independent of washbasin and water. For all areas that are relevant to hygiene.</p>

For more info visit Bode Chemie GmbH webpage: <http://www.bode-chemie.com/>



## Other disinfectants

If other alcohol-based disinfectants are used, make sure to use the following ingredients:

- Ethanol for disinfection (76.9 to 81.4 vol%)
- Isopropanol for disinfection (70 vol%)

### Important:

Nuance cannot guarantee that no harm with other alcohol-based substances is done to the device.

Before using the disinfectant, please test it on an inconspicuous place on the device to ensure that neither the housing surface nor the printing is damaged by cleaning.

Nuance declines all responsibility for incorrect use of cleaning products.