

# Nuance® Dragon Medical One

## Quick Reference Guide

### Useful Commands

- Delete that
- Undo/Redo that
- Delete <XYZ> (XYZ is the word you want to correct)
- Select <XYZ>
- Select that (selects last utterance)
- New line / new paragraph
- Insert before/after <XYZ>
- Select all
- Select <word> through <word>
- Unselect that


### Navigating

- Go to beginning/end of line/sentence/paragraph
- Go back
- Go to bottom/end/top
- Resume with <XYZ>

### Getting Help

- Say [Give me help](#) or [What can I say](#)

### Adding Words

- Select a word and say [Add Word](#) > confirm word is spelled correctly > Click Use Default Pronunciation or Click  to TRAIN the word/phrase

### Microphone Management



# Nuance® Dragon Medical One

## Quick Reference Guide

### Useful Commands

- Delete that
- Undo/Redo that
- Delete <XYZ> (XYZ is the word you want to correct)
- Select <XYZ>
- Select that (selects last utterance)
- New line / new paragraph
- Insert before/after <XYZ>
- Select all
- Select <word> through <word>
- Unselect that


### Navigating

- Go to beginning/end of line/sentence/paragraph
- Go back
- Go to bottom/end/top
- Resume with <XYZ>

### Getting Help

- Say [Give me help](#) or [What can I say](#)

### Adding Words

- Select a word and say [Add Word](#) > confirm word is spelled correctly > Click Use Default Pronunciation or Click  to TRAIN the word/phrase

### Microphone Management



# Nuance® Dragon Medical One

## Quick Reference Guide

### Useful Commands

- Delete that
- Undo/Redo that
- Delete <XYZ> (XYZ is the word you want to correct)
- Select <XYZ>
- Select that (selects last utterance)
- New line / new paragraph
- Insert before/after <XYZ>
- Select all
- Select <word> through <word>
- Unselect that


### Navigating

- Go to beginning/end of line/sentence/paragraph
- Go back
- Go to bottom/end/top
- Resume with <XYZ>

### Getting Help

- Say [Give me help](#) or [What can I say](#)

### Adding Words

- Select a word and say [Add Word](#) > confirm word is spelled correctly > Click Use Default Pronunciation or Click  to TRAIN the word/phrase

### Microphone Management



# Nuance® Dragon Medical One

## Quick Reference Guide

### Useful Commands

- Delete that
- Undo/Redo that
- Delete <XYZ> (XYZ is the word you want to correct)
- Select <XYZ>
- Select that (selects last utterance)
- New line / new paragraph
- Insert before/after <XYZ>
- Select all
- Select <word> through <word>
- Unselect that


### Navigating

- Go to beginning/end of line/sentence/paragraph
- Go back
- Go to bottom/end/top
- Resume with <XYZ>

### Getting Help

- Say [Give me help](#) or [What can I say](#)

### Adding Words

- Select a word and say [Add Word](#) > confirm word is spelled correctly > Click Use Default Pronunciation or Click  to TRAIN the word/phrase

### Microphone Management

